



BEFORE YOU BEGIN

Quick Setup Guide for All PPT Games

Follow these steps to ensure the VBA game engine works correctly every time.

SYSTEM REQUIREMENTS



Windows PC Only

PPT Games are designed exclusively for Windows PCs.



Microsoft PowerPoint Required

PowerPoint 2019
PowerPoint 2021
Microsoft 365 (Desktop)



NOT SUPPORTED

Mac • Chromebook • iPad
Mobile Devices • Google Slides
PowerPoint Online
OpenOffice / LibreOffice

RECOMMENDED DISPLAY SETTINGS



RESOLUTION

1920×1080 (Recommended)

Any resolution
1920 wide or lower

125%

DISPLAY SCALING

125% Recommended

Higher resolutions and unusual scaling settings may cause slower performance or mouse alignment issues.

CONNECT YOUR DISPLAY

1



Connect your TV, projector, or second monitor.

2



Press Windows + P.

3



Select **EXTEND**.



Do not use Duplicate/Mirror Mode.

ENABLE PRESENTER VIEW



Inside PowerPoint:

✓ **Slide Show** →
Use Presenter View

Make sure this option is enabled before starting the game.

PRESENTER VIEW ALLOWS:

- The audience to see only the game board.
- The host to see controls and navigation tools.

START THE GAME

- 1 Open the PowerPoint file.
- 2 Click **Enable Content** if prompted.
- 3 Start the slideshow (F5).
- 4 Move your mouse completely onto the audience screen.
- 5 Locate the black bar at the bottom of the game screen labeled:

CLICK HERE TO BEGIN

- 6 Click the bar once. The game engine is now active.



Do not click the game background. The black input bar must remain selected for keyboard and buzzer inputs to function properly.

BEFORE YOUR EVENT

Take 60 seconds to verify:

- ✓ Display is set to **EXTEND MODE**
- ✓ Resolution is **1920×1080** or lower
- ✓ Display Scaling is **125%**
- ✓ Presenter View is enabled
- ✓ Num Lock is ON
- ✓ The black **"CLICK HERE TO BEGIN"** bar has been activated



NEED HELP?



For complete installation instructions, troubleshooting, macro settings, buzzer setup, and advanced configuration, please refer to the included [README.pdf](#) included with every PPT Games download.

QUICK REMINDERS



Use the numeric keypad (1–5) for player inputs. Ensure Num Lock is ON.



Always click the **"CLICK HERE TO BEGIN"** bar on the audience screen.



Enable macros and ActiveX controls when prompted.



Thank you for using PPT Games by Pastor Robin!
Creating fun, engaging, and meaningful experiences for your ministry.

PPT GAMES BY PASTOR ROBIN
Where live games bring people together.



GAME OVERVIEW

Survey the audience. Guess the most popular answers. Reveal the board. Steal points. Race to the Fast Money finale.

Family Feud recreates the classic television game show experience inside PowerPoint, complete with face-offs, answer reveals, strikes, score transfers, and an optional Fast Money bonus round.

Every round challenges teams to predict how a survey of people might answer a question. The goal isn't simply being correct—it's finding the answers that appear most often.

CORE GAMEPLAY



Face-Off Buzzers



Survey Answer Board




Strike System



Point Stealing



Fast Money Bonus Round



Team Score Tracking



Custom Question Library

BEST FOR



Churches



Youth Groups



Schools



Family Nights



Retreats



Camp Meetings



Large Group Events



HOW A ROUND WORKS

STEP
1



Read the
survey question.

EXAMPLE:

Name a Bible name that
begins with the letter "D"

STEP
2



Two players
face off.

The first player to
buzz in gives an answer.

STEP
3

1	DAVID	37
2	DANIEL	25
3	DELILAH	22
4		
5		

Reveal answers
on the board.

Higher-ranked answers
earn more points.

**HIGHER
ANSWERS =
MORE POINTS!**

STEP
4



The winning team
attempts to clear
the board.

Incorrect answers
earn strikes.

STEP
5



Three strikes
ends the turn.

The opposing team
may attempt a steal.

**STEAL
THE POINTS!**

STEP
6



Transfer points
to the winning team.

First team to reach
the target score wins.

TEAM 1

288

TEAM 2

352

★ ROUND FLOW ★



FACE-OFF



REVEAL ANSWERS



STRIKES



STEAL



SCORE



FACE-OFF ROUND

AT THE BEGINNING
OF EACH QUESTION:



1. One player from each team competes.



2. Players buzz in using the assigned controller keys.



3. The first buzz locks in.



4. The host evaluates the response.



5. The team with the highest survey answer gains control.

★ TIPS FOR A GREAT FACE-OFF ★



KEEP ANSWERS SHORT

Quick, clear answers have a better chance of being top answers.



DECIDE QUICKLY

Fast thinking can make the difference between winning and losing.



LISTEN CAREFULLY

Don't repeat an answer that's already been said.



AIM FOR COMMON ANSWERS

Think like the audience, not like an expert.



REMEMBER: IT'S NOT ABOUT BEING RIGHT.
IT'S ABOUT GIVING THE **MOST POPULAR ANSWER!**



THE SURVEY BOARD

1-8 Each board contains between 1 and 8 answers.

Answers remain **hidden** until revealed.

When an answer is revealed:

- The survey answer appears.
- Its point value is shown.
- Points are added to the board total.

108

1	MOUNT SINAI	42
2	MOUNT CARMEL	25
3	MOUNT OF OLIVES	18
4		
5		
6		
7		
8		

EXAMPLE

QUESTION:

Name a famous mountain in the Bible.



POSSIBLE ANSWERS:

- 1** MOUNT SINAI
- 2** MOUNT CARMEL
- 3** MOUNT OF OLIVES
- 4** MOUNT ARARAT
- 5** MOUNT ZION
- 6** MOUNT HERMON



The most **popular answers** are usually worth the most points.



TIP:

There are no “right” or “wrong” answers —only popular ones!

*Think like the survey.
Think like the crowd.*





STRIKES & STEALS

STRIKES

Incorrect answers earn strikes.

The game supports:



STRIKE 1

First incorrect answer.



STRIKE 2

Second incorrect answer.



STRIKE 3

Third incorrect answer.

After the third strike:

The opposing team may attempt a steal.



STEALING

If the steal team guesses a remaining answer:



**THEY WIN
ALL ACCUMULATED
POINTS!**

If they fail:



**THE ORIGINAL
TEAM KEEPS
THE POINTS.**



VS



STRATEGIC STEALS
CAN COMPLETELY CHANGE
THE OUTCOME OF A MATCH!



**STEAL
SUCCESSFUL!
+184 POINTS!**



HOST TIP: Don't reveal all the easy answers right away.
Save some for a possible steal!



SCORING SYSTEM

THE HOST CAN CHOOSE THE VALUE OF EACH ROUND.

SINGLE ROUND



Normal point
values.

DOUBLE ROUND



All points
×2.

TRIPLE ROUND



All points
×3.



This allows later questions to become more valuable
and helps create **exciting comebacks!**



POINTS TO WIN



Adjustable target score settings:

100

200

300

400

500



FIRST TEAM TO EXCEED
THE TARGET SCORE **WINS!**

FAMILY FEUD

FAST MONEY BONUS ROUND

After a team wins the main game, they may advance to **Fast Money**!

ROUND ONE

One player answers
five survey questions.
A **timer** counts down!



ROUND TWO

A second player answers
the same five questions.
Duplicate answers
must be **replaced**.



THE GOAL



Accumulate
enough survey
points to reach
the **Fast Money**
target!

★ FAST MONEY FEATURES ★

ADJUSTABLE TIMER



Set the countdown
between
20-45
SECONDS!

AUTOMATIC SCORE TRACKING



Scores update
automatically!

DUPLICATE HANDLING



Duplicate answers
must be **replaced**
with new ones.

TWO-PLAYER FINALE



Two players.
One final chance
to **score big**!



TIP: Popular answers score the most points.
SPEED, STRATEGY & TEAMWORK WIN FAST MONEY!





CUSTOMIZING QUESTIONS


Family Feud uses a simple text file:  **Questions.txt**

FILE FORMAT

- 1 Each question begins with a survey prompt.
- 2 List the answers underneath.
- 3 Leave a blank line between questions.

EXAMPLE:

- 1 Name a fruit mentioned in the Bible
Fig
Grapes
Pomegranate
Olive
Date
Apple
- 2
- 3 Name a Bible character known for great faith
Abraham
Moses
David
Daniel
Esther
Rahab
- 3 Name a place where Jesus preached
Jerusalem
Galilee
Bethlehem
Nazareth
Capernaum





 **TIPS:**

- Keep questions short and clear.
- Use likely answers people would say.
- 5–8 answers work best.

THE GAME AUTOMATICALLY:

- ✓ Randomizes questions
- ✓ Randomizes point values
- ✓ Selects Fast Money questions
- ✓ Tracks used questions

BEST PRACTICES

-  Write questions the way you would ask a group of people.
-  Focus on common, popular answers.
-  Test your questions with a small group if possible.
-  Update your library often for fresh gameplay!



**EXAMPLE
QUESTION**

Name a Bible name that begins with the letter “D”

1	DAVID	42	5	DAVID (SON OF JESS...	6
2	DANIEL	25	6	DELPHIA	2
3	DEBORAH	16	7		
4	DORCAS	9	8		

FAMILY FEUD

USING AI TO CREATE QUESTION SETS



AI IS ONE OF THE FASTEST
WAYS TO BUILD LARGE
FAMILY FEUD LIBRARIES!



EXAMPLE AI PROMPT



Copy and paste
this prompt into
your favorite AI
tool (**ChatGPT**,
Claude, **Gemini**,
etc.).

Create 100 Family Feud style survey questions for a church youth group. Each question should contain 5–8 likely answers. Format the output exactly as:

Question

Answer 1

Answer 2

Answer 3

Answer 4

Answer 5

...

(up to Answer 8)

*Leave one
blank line
between
questions.*

AI GENERATED QUESTION SET

- ☒ Fast
- ☒ Consistent
- ☒ Creative
- ☒ Time-Saving
- ☒ Easy to Edit

POPULAR THEMES



BIBLE



YOUTH GROUP



CHURCH LIFE



HOLIDAYS



FAMILY



MARRIAGE



SCHOOL



MOVIES



DISNEY



SPORTS



VIDEO GAMES



CAMP MEETING



VACATION
BIBLE SCHOOL

...AND
MANY
MORE!

TIPS FOR BEST RESULTS



BE SPECIFIC

Mention the
audience and
answer count
(5–8 answers).



ASK FOR FORMAT

Ensure AI uses
the exact format
you need.



GENERATE MORE

Request 100+
questions for
a large library.



REVIEW & EDIT

Check for
duplicates,
typos, and
appropriate
answers.



MORE QUESTIONS = MORE REPLAY VALUE = MORE FUN FOR EVERYONE!

Build your ultimate Family Feud library with the power of AI!



OPTION MENU

CUSTOMIZE YOUR GAME!

Press **O** during the opening screen to open the Option Menu.

OPTION MENU



POINTS TO WIN

◀ **300** ▶



FAST MONEY

◀ **ON** ▶



FAST MONEY TIMER

◀ **30**
SEC ▶



TEAM 1 NAME

◀ **TEAM 1** ▶



TEAM 2 NAME

◀ **TEAM 2** ▶

SAVE & CLOSE

ADJUSTABLE SETTINGS



POINTS TO WIN

Set the target score to win the game.
Options: **100, 200, 300, 400, 500**



FAST MONEY

Turn Fast Money on or off
at the end of the game.



FAST MONEY TIMER

Adjust the countdown timer
for Fast Money.
Options: **20 – 45 seconds**



TEAM 1 NAME

Customize the name
for Team 1.



TEAM 2 NAME

Customize the name
for Team 2.

CHANGE TEAM NAMES FROM THE OPENING SCREEN

TEAM ENTRY

TEAM 1

**YOUTH
WARRIORS**

TEAM 2

**FAITH
BUILDERS**

1 Change Team 1 **2** Change Team 2 Press ENTER to save

1 = Edit Team 1 Name

2 = Edit Team 2 Name

Type the new name
and press **ENTER**
to save.

PERFECT FOR:



Families



Youth Teams



Small Groups



Sabbath School Classes

★ MAKE YOUR GAME YOUR OWN! ★

A few adjustments make every game unique and exciting.



✓ Set the score

✓ Enable Fast Money

✓ Adjust the timer

✓ Name your teams

✓ Save and enjoy

✓ You're ready to play!

TIP

Check your settings
before every game
for the best experience!



MASTER GAMEPLAY STRATEGIES

★ Smart strategies lead to **BIG SCORES!** ★

THINK LIKE THE SURVEY

The best answers come from what most people would say.



Put yourself in the shoes of 100 people.



Common, popular, and relatable answers score the most.



Avoid unique, personal, or too-specific answers.



Keep it simple, straightforward, and family-friendly.

WORK TOGETHER

A team that communicates well will always score higher.



Listen to every answer and build off each other.



Encourage everyone to answer, not just one or two people.



Use non-verbal cues and team chemistry.



Have fun, stay positive, and support each other!

PLAY SMART, SCORE BIG

BE QUICK



Fast answers help your team in Fast Money rounds!

WATCH THE BOARD

1	42
2	XX
3	17
4	10
5	7

Pay attention to answers already given to avoid duplicates.

STAY FLEXIBLE



If your first thought is taken, think of other popular options.

SAVE BIG ANSWERS



Save your best answers for the final round!

CONTROL THE TIMER



Manage your time well, especially in Fast Money!

FAST MONEY TIPS



- ✓ Use short, quick answers.
- ✓ Don't overthink—go with your first good answer.
- ✓ Pass if you're stuck.
- ✓ Every point counts!

SAMPLE POWER ANSWERS

- Name a popular pizza topping. → **PEPPERONI**
- Name something people save money for. → **VACATION**
- Name a reason someone might be late. → **TRAFFIC**
- Name something in a bathroom. → **TOILET**
- Name a pet people often have. → **DOG**



GREAT TEAMS. GREAT ANSWERS. GREAT WINS!
YOU'VE GOT WHAT IT TAKES TO WIN FAST MONEY!





TROUBLESHOOTING

1 QUESTIONS NOT LOADING

! POSSIBLE CAUSE

Questions.txt missing.

✓ FIX

Place Questions.txt in the same folder as the PowerPoint.



Questions.txt
(MISSING)



Questions.txt
(PRESENT)



PowerPoint
Folder

2 BLANK BOARDS

! POSSIBLE CAUSE

Improper formatting inside Questions.txt.

✓ FIX

Each question must:

- Start with a question line
- Contain answers underneath
- Have a blank line before the next question

EXAMPLE FORMAT (Questions.txt)

Name a popular pizza topping.

Pepperoni

Mushrooms

Sausage

Onions

Extra Cheese

(blank line)

Name something people save money for.

Vacation

A New Car

College

A House

Retirement

QUESTION 1

ANSWERS

QUESTION 2

ANSWERS

3 FAST MONEY NOT WORKING

! POSSIBLE CAUSE

Fast Money is disabled.

✓ FIX

Open the Option Menu and set:

FAST MONEY → ON

OPTION MENU

- | | | |
|---|------------------|--------|
| A | POINTS TO WIN | 300 |
| B | FAST MONEY | ON |
| C | FAST MONEY TIMER | 30 SEC |

4 TEAM NAMES NOT CHANGING

✓ FIX

1 = Team 1

2 = Team 2

Then type the new name.

TEAM 1



Living Vine

TEAM 2



Youth Group

5 RESETTING THE GAME

! IMPORTANT

ESC immediately exits the slideshow. It does **NOT** return to a menu.



TO START OVER:

- 1 Press ESC
- 2 Restart the PowerPoint slideshow
- 3 Begin a new game



QUESTIONS.TXT
PRESENT



PROPER
FORMATTING



FAST MONEY
ENABLED



TEAM NAMES
UPDATED



MOST ISSUES CAN BE SOLVED IN UNDER A MINUTE!





QUICK REFERENCE

MAIN CONTROLS

SPACE	→ Continue
0	→ Option Menu
1-3	→ Single / Double / Triple Points
S	→ Strike
←	→ Award Points Team 1
→	→ Award Points Team 2
ENTER	→ Next Question
M	→ Fast Money
P	→ Declare Winner
ESC	→ Exit Game

BEFORE EVERY EVENT

- ✓ Questions.txt present
- ✓ Questions formatted correctly
- ✓ Team names updated
- ✓ Points-to-win set
- ✓ Fast Money configured
- ✓ Test buzzer controls

READY TO PLAY!



Survey the audience.



Reveal the board.



Avoid the strikes.



Win Fast Money.



Become the
Family Feud champions.



**KNOW THE CONTROLS. PREPARE BEFORE YOU PLAY.
YOUR TEAM. YOUR STRATEGY. YOUR WIN!**

